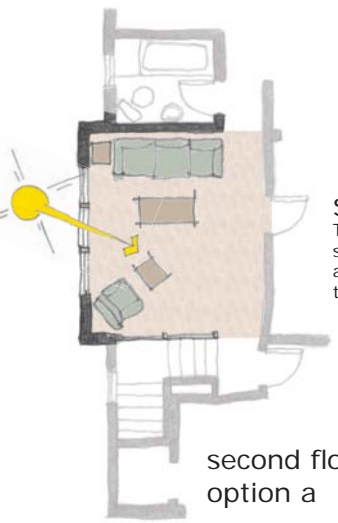




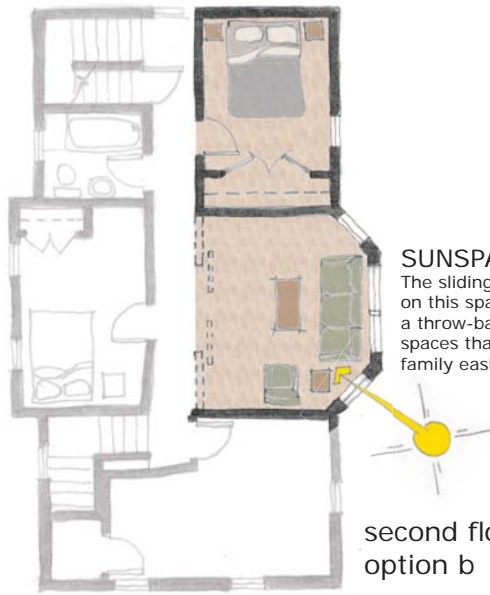
next GENERATION

thinking about how to make the typical geneva house change and grow into another century? here are some ideas for expansion & modification!



SUNSPACE 1
This sunspace is open to the stair, adding a loft feeling and connecting the area to the first floor.

second floor plan, option a

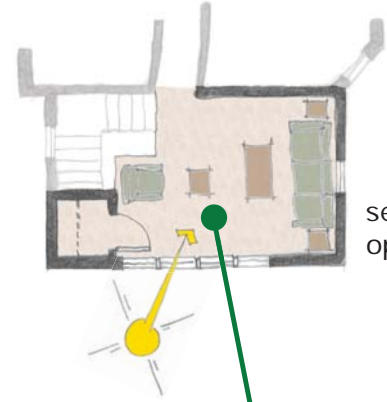


SUNSPACE 2
The sliding or optional doors on this space make the room a throw-back to 'bonus rooms,' spaces that can change with the family easily through the years!

second floor plan, option b

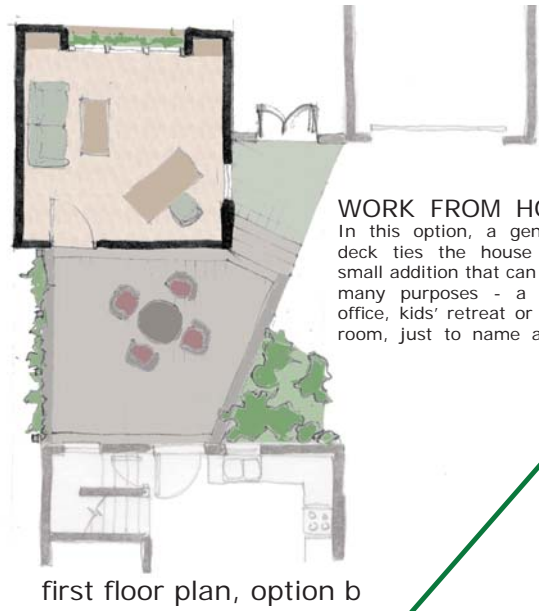
SUNSPACES

In these three scenarios, we explore an optional second floor sunspace that can work, whichever way your house is oriented in relation to south. Opening the second floor up this way brings in light and warmth, in a great place to escape from the bustle downstairs!



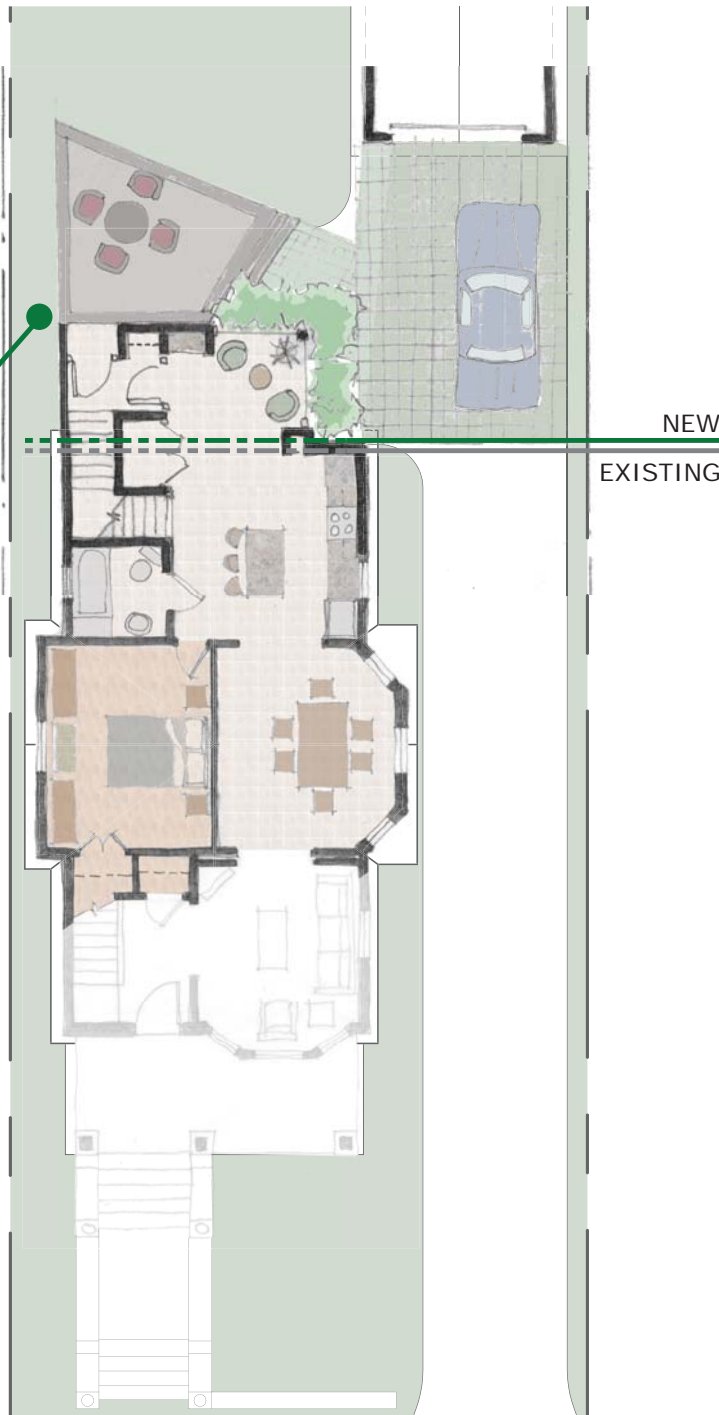
second floor plan, option c

SUNSPACE 3
This front room will have great views of the street, and could allow new parents to work within steps of a nursery.



WORK FROM HOME
In this option, a generous deck ties the house to a small addition that can serve many purposes - a home office, kids' retreat or game room, just to name a few.

first floor plan, option b



first floor plan, option a

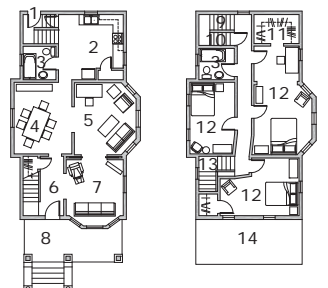
ADDITION + DECK
Extending the kitchen into the backyard, this option includes a sun-filled eating nook and a spacious deck.



existing conditions

these floor plans serve as a reminder of how the house is currently laid out:

1. cellarway & entry
2. kitchen
3. bathroom
4. dining room
5. den
6. entry
7. living room
8. front porch
9. to kitchen
10. to attic
11. closet
12. bedroom
13. to entry
14. porch roof below



case studies of the typical GENEVA HOUSE

exploring improved notions of home, using Geneva's existing housing stock

