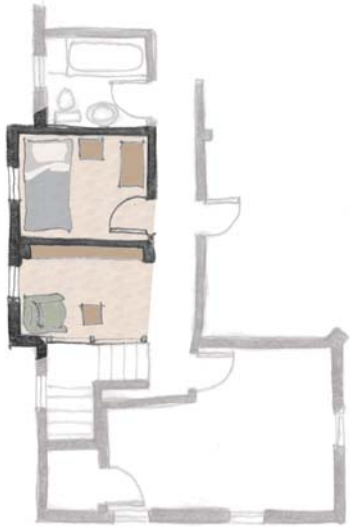




RECONFIGURE

as families grow, houses no longer seem to fit quite right - but if you reconsider, repurpose and reconfigure it, your home can fit like new again!

4TH BEDROOM
 In order to fit a fourth bedroom, all the second floor needed was a more logical separation of space. The overly large master suite you see in the existing conditions drawings has been transformed into a more modest - but still generous - version. Now, the back room can become a nursery or spare bedroom with ease!



second floor plan, option a



second floor plan, option b



second floor plan, option c

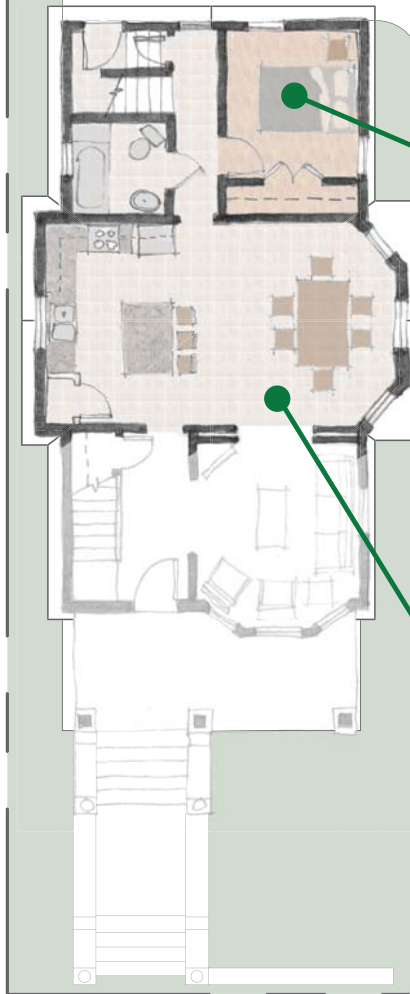
ROOM TO GROW

This second floor option has a reading loft near a small bedroom that would work wonderfully as a nursery and could then grow into a study or spare bedroom in the years to come.



MODERN-DAY LIVING

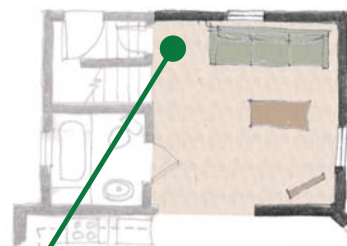
The changes proposed in this floor plan help open the house up so that the spaces flow together better for entertaining, and meet our modern-day desire to have open rooms that are better connected.



first floor plan, option a

SUN SPACE

The back room in this second floor option opens up as a sun space, where people can gather out of the way of events and traffic downstairs, and enjoy the view of the backyard. In years to come, it could serve as a home-office or contain a futon for short-term guests. To learn more about sun-spaces, see our other Case Studies, especially the 'Next GENeration.'



first floor plan, option b

ROOM TO GO

In this alternate option, we've left the back room open as a den, office, or homework room - still connected to the kitchen, but able to serve as its own place. This room can be a family room or a gaming space, allowing the front room to act more formally whenever the need arises.



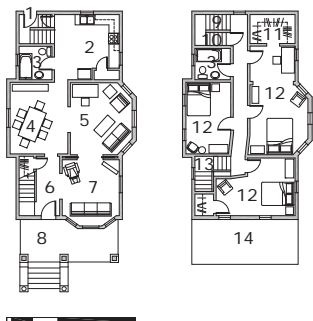
ACTION CENTER

The kitchen tends to be activity central in a home, and this open layout allows for a dining room that can be right in the center of it all. The adjacent den, shown in the 'room to go' drawing above, can help when family members have a variety of things going on, but everyone still wants to be together.

existing conditions

these floor plans serve as a reminder of how the house is currently laid out:

- 1. cellarway & entry
- 2. kitchen
- 3. bathroom
- 4. dining room
- 5. den
- 6. entry
- 7. living room
- 8. front porch
- 9. to kitchen
- 10. to attic
- 11. closet
- 12. bedroom
- 13. to entry
- 14. porch roof below



case studies of the typical GENEVA HOUSE

exploring improved notions of home, using Geneva's existing housing stock

